	Instruction	Hendrina Power Station
---	--------------------	-------------------------------

Title: **Scope of Work for Supplying of Electrical Cables**

Document Number: **380-136207**

Alternative Reference Number: **N/A**

Area of Applicability: **Hendrina Power Station**



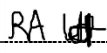

Functional Area: **All**

Revision: **1**

Total Pages: **13**

Next Review Date: **N/A**

Disclosure Classification: **Controlled Disclosure**

Compiled by	Supported by	Functional Responsibility	Authorized by
 N.P. Ngcobo Electrical Engineer (Hendrina Power Station)	 N. Ngcobo Electrical Maintenance Manager (Hendrina Power Station)	 R.A. Lethole Electrical Engineering Manager (Hendrina Power Station)	 I. Manwatha Engineering Middle Manager (Hendrina Power Station)
Date: 02/10/2024	Date: 03/10/2024	Date: 02/10/2024	Date: 2024/10/04

Content

	Page
1. Introduction	3
2. Supporting Clauses	3
2.1 Scope	3
2.1.1 Purpose	3
2.1.2 Integrated Business Improvement objectives	3
2.2 Normative/Informative References	3
2.2.1 Normative	3
2.2.2 Informative	3
2.3 Definitions	3
2.4 Abbreviations	4
2.5 Roles and Responsibilities	4
2.6 Process for Monitoring	4
2.7 Related/Supporting Documents	4
3. Specification	4
3.1 Supply and Deliver	4
4. SHEQR requirements	7
5. Records to be Kept	8
6. Notes / Forms / Appendices /Annexures	8
7. Acceptance	8
8. Revisions	9
9. Development Team	9
10. Acknowledgements	9
Table 1: Cables and cable spares to be supplied and the quantities for the duration of the contract.....	5

CONTROLLED DISCLOSURE

1. Introduction

This document entails the scope of work for supplying and delivering of MV/LV cables.

2. Supporting Clauses

2.1 Scope

The scope of this document covers a detail scope of work for supplying and delivering of MV/LV cables.

2.1.1 Purpose

The main purpose of this document is to provide a technical specification for supplying and delivering of MV/LV cables at Hendrina Power Station.

2.1.2 Integrated Business Improvement objectives

This document shall apply throughout Eskom Hendrina Power Station for the supply of MV/LV cables.

2.2 Normative/Informative References

Parties using this document shall apply the most recent edition of the documents listed in the following paragraphs.

2.2.1 Normative

- [1] 240-56227443 Requirements for Control and Power Cables for Power Stations Standard
- [2] 240-143496013 MV + LV Power Cable Identification Using Cable Code

2.2.2 Informative

- [1] 240-56063805 LV Power Control Cable with Rated Voltage Standard 600/1000V

2.3 Definitions

N/A

CONTROLLED DISCLOSURE

2.4 Abbreviations

Abbreviation	Explanation
AR	As Required
MV	Medium Voltage
LV	Low Voltage

2.5 Roles and Responsibilities

Role	Responsibility
Electrical System Engineer	Responsible for compiling and reviewing the content requirement of this document.
Electrical Maintenance	Responsible for ensuring that the requirements of this document are for supplying, delivering, testing, repairing, and commissioning of MV/LV cables and overhead lines.

2.6 Process for Monitoring

The document shall be utilised as the main scope of work for supplying and delivering of MV/LV cables. All reviews shall follow the Hendrina Power Station main document centre procedures.

2.7 Related/Supporting Documents

N/A

3. Specification

The supplying and delivering of MV/LV cables at Hendrina shall be done in accordance with the requirements of this document; however, the supplier is treated as the expert on the subject matter.

3.1 Supply and Deliver

The *Contractor* is to supply and deliver the following as per the Contract Manager's requirement limited to the maximum quantity in the table below:

CONTROLLED DISCLOSURE

Table 1: Cables and cable spares to be supplied and the quantities for the duration of the contract.

628822	CABLE: TYPE: ARMORED; DIAMETER: 95 MM2; LENGTH: 300 M; MATERIAL: COPPER; MAXIMUM VOLTAGE 1000KV;VC ANOURED CABLE; 4 CORE RED; YELLOW; BLUE; BLACK;	M	1500
628840	CABLE: TYPE: ARMORED; DIAMETER: 10 MM2; LENGTH: 500 M; MATERIAL: COPPER; SANS 1507 3; LOW VOLTAGE 5 CORE COPPER CABLE 3 PHASE; NEUTRAL AND EARTH CONDUCTOR; PVC INSULATED; PVC BEDDED; SWA PVC SHEATHED AND MANUFACTURED; 600 TO 1000V; CORE IDENTIFICATION RED; YELLOW; BLUE PHASE; BLACK NEUTRAL; GREEN AND YELLOW EARTH	M	3000
628839	CABLE: TYPE: ARMORED; DIAMETER: 185 MM2; LENGTH: 300 M; MATERIAL: COPPER; 6.6 TO 33KV; 3 CORE XLPE CONDUCTOR; BEDDED AND SERVED IN PVC OR NON HALOGENATED MATERIAL VOLTAGE RATING 6.6 TO 33KV; XLPE PVC SWA LH TYPE A	M	1500
628839	CABLE: TYPE: ARMORED; DIAMETER: 185 MM2; LENGTH: 300 M; MATERIAL: COPPER; 6.6 TO 33KV; 3 CORE XLPE CONDUCTOR; BEDDED AND SERVED IN PVC OR NON HALOGENATED MATERIAL VOLTAGE RATING 6.6 TO 33KV; XLPE PVC SWA LH TYPE A	M	3500
628838	CABLE: TYPE: ARMORED; DIAMETER: 2.5 MM2; LENGTH: 500 M; MATERIAL: COPPER; SANS 1507 3; CONDUCTOR CABLE; BELLS AND MAIN CABLE; VOLTAGE RATING 600 TO 1000V; PVC INSULATED; PVC INSULATED; PVC BEDDED; SWA PVC SHEATHED; CABLE 7 CORE	M	3500
628837	CABLE: TYPE: ARMORED; DIAMETER: 4 MM2; LENGTH: 500 M; MATERIAL: COPPER; SANS 1507 3; 5 CORE LOW VOLTAGE 3 PHASE NEUTRAL PVC INSULATED; PVC BEDDED; SWA PVC SHEATHED AND MANUFACTURED; CORE IDENTIFICATION RED; YELLOW; BLUE PHASE; BLACK NEUTRAL; GREEN AND YELLOW EARTH	M	3000
628836	CABLE: TYPE: ARMORED; DIAMETER: 16 MM2; LENGTH: 500 M; MATERIAL: COPPER; SANS 1507 3; LOW VOLTAGE; COPPER CABLE 3 PHASE NEUTRAL AND REDUCES 10 MM2 EARTH CONDUCTOR; PVC INSULATED; PVC BEDDED; SWA PVC SHEATHED AND MANUFACTURED; VOLTAGE 600 TO 1000V CORE IDENTIFICATION; RED; YELLOW; BLUE PHASE; BLACK NEUTRAL; GREEN AND YELLOW EARTH	M	3000
628835	CABLE: TYPE: SURFIX; DIAMETER: 6 MM2; LENGTH: 500 M; MATERIAL: COPPER; CONDUCTOR CABLE; SANS 1411 PART 1; PVC INSULATED TO SANS 1411 PART 2; LAID UP WITH A BARE TINNED COPPER EARTH WIRE CONTACT WITH A LONGITUDINAL ALUMINIUM; POLYETHYLENE LAMINATE; UV STABLE PVC SHEATHED TO VOLTAGE RATING 300 TO 500 VOLT; BLACK SHEATH IDENTIFICATION; 4 CORE RED; YELLOW; BLUE; BLACK PACKAGING; 100M SHRINK WRAPPED COIL	M	3500

628830	CABLE: TYPE: SURFIX; DIAMETER: 4 MM2; LENGTH: 500 M; MATERIAL: COPPER; SANS 1507-2; COPPER CONDUCTOR; SANS 1411 PART1; PVC INSULATED TO SANS 1411 PART 2; LAID UP WITH A BASE TINNED COPPER EARTH WIRE IN CONTACT WITH A LONGITUDINAL ALUMINIUM; POLYETHYLENE LAMINATE; UV STABLE PVC SHEATHED TO SANS 1411 PART 2; VOLTAGE RATING 300 TO 500 V; BLACK SHEATH IDENTIFICATION; CORE IDENTIFICATION; FOUR CORE RED; YELLOW; BLUE; BLACK	M	3500
628829	CABLE: TYPE: ARMORED; DIAMETER: 35 MM2; LENGTH: 500 M; MATERIAL: COPPER; SANS 1507 3; 4 CORE PVC INSULATED PVC BEDDED SWA PVC SHEATHED 600 TO 1000V CABLE WITH COPPER CONDUCTOR; CORE IDENTIFICATION RED; YELLOW; BLUE; BLACK	M	2500
628828	CABLE: TYPE: ARMORED; DIAMETER: 50 MM2; LENGTH: 500 M; MATERIAL: COPPER; SANS 1507 3; 4 CORE PVC INSULATED PVC BEDDED SWA PVC SHEATHED 600 TO 1000V CABLE WITH COPPER CONDUCTOR; CORE IDENTIFICATION RED; YELLOW; BLUE AND BLACK	M	2500
628827	CABLE: TYPE: ARMORED; DIAMETER: 25 MM2; LENGTH: 500 M; MATERIAL: COPPER; SANS 1507 3; 4 CORE PVC INSULATED PVC BEDDED SWA PVC SHEATHED 600 TO 1000V CABLE WITH COPPER CONDUCTOR; CORE IDENTIFICATION: RED; YELLOW; BLUE AND BLACK	M	3500
628823	CABLE: TYPE: ARMORED; DIAMETER: 120 MM2; LENGTH: 500 M; MATERIAL: COPPER; 0.6 TO 1KV; 4 CORE; 3 CORE EARTH	M	1000
630443	CABLE: TYPE: SI PANEL WIRE; DIAMETER: 5.2 MM; LENGTH: 100 M; MATERIAL: COPPER; 6MM2; VOLTAGE 300 TO 500 VOLTS CURRENT 84 AMPS; CLASS 5 FLEXIBILITY SHEATH MATERIAL SILICON RUBBER; RED COLOUR; LINED ANNEALED COPPER CONDUCTOR SUPPLIED IN 100 METRE WRAPPED SHRINK COIL	M	1000
630717	CABLE: TYPE: CONDUCTOR; DIAMETER: 3.9 MM; LENGTH: 100 M; MATERIAL: COPPER; BLACK COLOUR SILICONE PANEL WIRE; 300/500 VOLTAGE RATING; TEST VOLTAGE 2250 VOLTS; CURRENT CAPACITY OF 48AMP; CONDUCTOR TYPE TINNED ANNEALED COPPER; SHEATH MATERIAL SILICONE RUBBER; CABLE TO BE SUPPLIED IN SHRINK WRAPPED 100 METRE COIL	EA	1000
628909	CABLE: TYPE: ARMORED; DIAMETER: 6 MM2; LENGTH: 500 M; MATERIAL: COPPER; SANS 1507 03; LOW VOLTAGE; 600 TO 1000V; 5 CORE COPPER CABLE; 3 PHASE NEUTRAL AND REDUCED EARTH CONDUCTOR; PVC INSULATED; PVC BEDDED; SWA PVC SHEATHED AND MANUFACTURED; CORE IDENTIFICATION RED; YELLOW; BLUE PHASES; BLACK NEUTRAL; GREEN AND YELLOW EARTH	M	2000

630869	BAR: TYPE: EARTH; DIMENSIONS: WD 10 X LG 105 X THK 2 MM; MATERIAL: COPPER; MANUF P/N: GGH-30-100; NEUTRAL BAR; WIRE SIZE FOR APPLICATION 16MM; 7 NUMBER OF WAY; 100 AMPS; CURRENT RATING; BLACK COLOUR; LENGTH OF BAR 105MM; SCREW MOUNTING; SUPPLIED IN COMPLETE SET WITH MOUNTING BASE	EA	100
633689	CABLE, ELECTRICAL: VOLTAGE: 500 V; CORE QUANTITY: 40; CONDUCTOR MATERIAL: COPPER; CONDUCTOR SIZE: 0.75 MM2; ARMOR: PVC; DESIGN TYPE: FLAT; CONDUCTOR INSULATION: PVC	M	1500
633138	CABLE: TYPE: FLEXIBLE; DIAMETER: 150 MM2; LENGTH: 300 M; MATERIAL: COPPER; PVC INSULATED; SUITABLE FOR MEDIUM VOLTAGE	M	1000
633396	CABLE: TYPE: FLEXIBLE; DIAMETER: 25 MM2; LENGTH: 300 M; MATERIAL: PVC	M	1000
0145197	CABLE, ELECTRICAL: CONDUCTOR: 4 CORE, CU; COVERING: PVC; CONDUCTOR INSULATION: PVC; SUPPL P/N: 1751-604LO; SHEATHED AND EARTH WIRE, IN 100M ROLLS	M	500
0014548	CABLE, ELECTRICAL: CORE QUANTITY: 3; CONDUCTOR MATERIAL: COPPER; CONDUCTOR SIZE: 2.5 MM2; TYPE: CABTYRE; COVERING: PVC; RATING: 500 V; CONDUCTOR INSULATION: PVC; COLOUR: WHITE, SUPPLIED IN 100 M COILS	M	3000
0144976	CABLE, ELECTRICAL: CORE QUANTITY: 2; CONDUCTOR SIZE: 2.5 MM2; ARMOR: AL/POLYURETHANE LAMINATE; TYPE: SURFIX; COVERING: PVC; RATING: 300-500 V; SPECIFICATION: SANS 1507; WEIGHT PER UNIT MEASURE: 14.4 KG; TEMPERATURE RATING: 70 DEG C; CONDUCTOR INSULATION: 2 PVC; 1 BARE; WHITE, 1 BROWN, 1 BLUE AND BARE SOLID COPPER EARTH, 100 M COIL	M	3000
0145195	CABLE, ELECTRICAL: CORE QUANTITY: 2; CONDUCTOR MATERIAL: 1 COPPER, 1 STEEL; CONDUCTOR SIZE: 1.5 MM2; TYPE: SURFIX; COVERING: AL/PVC; RATING: 1 KV; CONDUCTOR INSULATION: 2 PVC; 1 BARE; REFERENCE NO: K1Q1; 5002C026S3WWC1; COLOUR WHITE, TWO CORE PLUS EARTH	M	3000
0053406	FLEXIBLE CABLE AND HANDWHEEL FOR USE TO SELECT FIELDS * SPARE ON PRECIPS HV CUBICLES *	EA	1000
628824	CABLE: TYPE: ARMORED; DIAMETER: 150 MM2; LENGTH: 300 M; MATERIAL: COPPER; 6.35 TO 11KV SANS 1B39 TYPE A; 3C CU XLPE PVC SWA LH	M	5000
633397	CABLE: TYPE: ARMORED; DIAMETER: 500 MM2; LENGTH: 300 M; MATERIAL: PVC; XLPE; SINGLE CORE CABLE; COPPER CONDUCTOR; 22KV RATED VOLTAGE	M	1000
0136349	SHROUD, CABLE: MATERIAL: NEOPRENE; FOR STEEL WIRE ARMOURED; SIZE: 2; GLAND	EA	1000
0136346	SHROUD, CABLE: TYPE: WATERPROOF; MATERIAL: NEOPRENE; FOR STEEL WIRE ARMOURED; SIZE: 3, GLAND	EA	1000
0136359	SHROUD, CABLE: TYPE: WATERPROOF; MATERIAL: NEOPRENE; FOR STEEL WIRE ARMOURED; SIZE: 5; GLAND	EA	1000

0136357	GLAND, CABLE: MATERIAL: STL; SUPPL P/N: 101001; FOR S.W.A; FOR OUTER DIAMETER OF 12.3MM MIN TO 15.5MM MAX; SIZE: 20MM ID	EA	1000
0136898	GLAND, CABLE: MATERIAL: STAINLESS STEEL; SUPPL P/N: 101002; REFERENCE NO: CMP1BW; SIZE: 20MM ID	EA	1000
0010910	GLAND, CABLE: SIZE: BW 1; MATERIAL: STAINLESS STEEL; ADJUSTABLE; ARMOURED	EA	1000
0011492	GLAND, CABLE: SIZE: NO 0; MATERIAL: STAINLESS STEEL; CONNECTION: COMPRESSION; TYPE: A2	EA	1000
0010909	GLAND, CABLE: TYPE: ELECTRICAL; SIZE: BW 0; MATERIAL: STAINLESS STEEL; ADJUSTABLE	EA	1000
0136816	GLAND CBL:NO 2;BRS CD PLTD;COMPRESSION	EA	1000
0136353	GLAND, CABLE: SIZE: NO 4; MATERIAL: STAINLESS STEEL; ADJUSTABLE; FOR STEEL WIRE ARMOURED	EA	1000
0136350	GLAND, CABLE: MATERIAL: BRASS; CONNECTION: COMPRESSION; REFERENCE NO: A2-1; SIZE: 20MM ID	EA	1000
0137101	GLAND, CABLE: MATERIAL: PLASTIC; CONNECTION: COMPRESSION; NIPPLE THREADED; FOR 9 - 11MM OD CABLE; SIZE: 20MM ID	EA	1000
0137100	GLAND, CABLE: SIZE: NO 00; CONNECTION: COMPRESSION; PRATLEY; SIZE: 20MM ID	EA	1000
0010912	GLAND, CABLE: TYPE: BW; SIZE: NO 3; MATERIAL: STEEL; ADJUSTABLE; SIZE: 32MM	EA	1000
0136354	GLAND, CABLE: TYPE: CAPTIVE CONE; SIZE: NO 5; MATERIAL: BRS NICKEL PLTD; SUPPL P/N: CCG-BW; REFERENCE NO: 050305; ADJUSTABLE; FOR STEEL WIRE ARMOURED	EA	1000
0136817	GLAND, CABLE: TYPE: COMPRESSION; SIZE: NO 1; MATERIAL: BRS NICKEL PLTD; CONNECTION: COMPRESSION; MANUF P/N: 0535.01; REFERENCE NO: CCG-A2; FOR FLEXIBLE CABLE	EA	1000
0136569	GLAND, CABLE: SIZE: NO 3; MATERIAL: BRS CD PLTD; CONNECTION: COMPRESSION; DRAWING NO: D3070 REV 1; REFERENCE NO: 4A; TYPE: A2; NIPPLE DIA: 32MM; DIA: 20.5 TO 26.5MM; MOISTURE-PROOF; USED WITH ALL TYPES OF UNARMOURED CABLE; SUPPLIED WITH SHROUD; STANDARD SPEC: SABS 1213 (MATERIAL EXCEPTED); IDENTIFICATION: INDELIBLE MANUFACTORS TRADEMARK AND PART NUMBERS ON ALL ITEMS; MATERIAL: SS	EA	1000
0010911	GLAND, CABLE: TYPE: ADJUSTABLE; SIZE: BW 2; MATERIAL: STEEL; SUPPL P/N: NO.2; WIRE ARMOURED CABLE; WITH SHROUD; SIZE: 25MM NOM	EA	1000
0136419	CABLE GLAND PYRO 7CX0,003IN SQ	EA	1000
0752761	CABLE: TYPE: FLEXIBLE; DIAMETER: 25 MM; LENGTH: 500 M; MATERIAL: PVC; SPECIFICATION: SABS; SINGLE CORE FLEXIBLE, 25SQMM. COPPER PVC.	EA	1000
0752762	CABLE: TYPE: FLEXIBLE; DIAMETER: 2.5 MM; LENGTH: 500 M; MATERIAL: PVC; SPECIFICATION: SABS; 2.5MM 12CORE SWA CABLE, 1000V, MULTI-CORE XLPE INSULATED/PVC/SWA/PVC	EA	1000

0752764	CABLE: TYPE: FLEXIBLE; DIAMETER: 35 MM; LENGTH: 500 M; MATERIAL: PVC; SPECIFICATION: SABS; 4 CORE FLEXIBLE, 1000V, 35SQMM, COPPER PVC	EA	1000
0752765	CABLE: TYPE: FLEXIBLE; DIAMETER: 95 MM; LENGTH: 500 M; MATERIAL: PVC; SPECIFICATION: SABS; 4 CORE FLEXIBLE, 1000V, 95SQMM. COPPER PVC.	EA	1000
0752766	CABLE: TYPE: FLEXIBLE; DIAMETER: 50 MM; LENGTH: 500 M; MATERIAL: PVC; SPECIFICATION: SABS; SINGLE CORE FLEXIBLE, 50SQMM. COPPER PVC.	EA	1000
0752770	CABLE: TYPE: FLEXIBLE; DIAMETER: 50 MM; LENGTH: 500 M; MATERIAL: PVC; SPECIFICATION: SABS; 4 CORE FLEXIBLE, 1000V, 50SQMM. COPPER PVC	EA	1000
0752771	CABLE: TYPE: FLEXIBLE; DIAMETER: 120 MM; LENGTH: 500 M; MATERIAL: PVC; SPECIFICATION: SABS; SINGLE CORE FLEXIBLE, 120SQMM. COPPER PVC	EA	1000
0752774	CABLE: TYPE: FLEXIBLE; DIAMETER: 16 MM; LENGTH: 500 M; MATERIAL: PVC; SPECIFICATION: SABS; 4 CORE FLEXIBLE, 1000V, 16SQMM. COPPER PVC.	EA	1000
0752777	CABLE: TYPE: FLEXIBLE; DIAMETER: 2.5 MM; LENGTH: 500 M; MATERIAL: PVC; SPECIFICATION: SABS; 2.5MM FLEXIBLE TRAILING CABLE 7 CORE. COPPER PVC	EA	1000

CONTROLLED DISCLOSURE

4. SHEQR requirements

SHEQR requirements that cover the total holistic approach to all potential risks includes the following legal obligation:

- **Q** = All Contract *Quality* Plans, Quality Inspections plans, and compliance to ISO 9001:2015 to be included in the document and adhered to.
- Quality requirements to be specified in the form of a Quality Inspection Plan (QIP):
- The *Contractor* implements and maintain a quality management system; as a minimum, meets the requirements of the ISO 9001:2015 Standard Quality Management. If the *Contractor* is certified, the ISO 9001:2015 certificate of compliance must be submitted with the tendering documents. If the Contractor is not ISO 9001:2015 certified, evidence of compliance to ISO 9001:2015 must be submitted as outlined on the QM-58 Supplier *Contractor* requirements specification.
 - No work may commence unless the Contract Quality Plan and Quality Control Plan documents have been approved in writing and a copy submitted to the *Quality Personnel/ Contract Manager*. The *Contractor*, in conjunction with the *Quality Personnel/Contract Manager* must sign off all Quality Control documents after completing all work as per the agreed scope. The *Contractor* to submit a copy of the final signed off documents/data packages to the *Contract Manager* within one (1) week after completion of work.
 - The *Contractor* shall be required to read and fully understand the contents of the Supplier Contract Quality Requirement Specification (QM58, annexure G) and a copy is to be kept in possession or on premises.
 - The Supplier Contract Quality Requirement Specification (QM58) shall remain applicable in the event of the contract being extended or modified for reasons permitted.
 - The *Contractor* acknowledges and agrees to comply with and adhere to Eskom's policies and procedures (current and/or latest revisions) including the Supplier Contract Quality Requirement Specification (QM58) by signature and acceptance of this contract.

The *Contractor* prepares a contract quality management plan that, where appropriate, indicates the following:

- Indicates the interface with the *Contractor's* quality system and applicable documents such as procedures and work instructions.
- Establishes communication channels between the *Contractor* and the *Quality Personnel/Contract Manager* in respect of quality and the integration of such with prescribed contract communication channels.
- Identifies items or activities for which quality control plans will be prepared.
- Identifies the specifications, drawings, and acceptance criteria for material for which quality control plans are not required.
- Identifies the areas or processes requiring special controls.
- Identifies the *Contractor's* management representative and personnel responsible for the control of quality activities and their relationship to the Contractor's management structure.
- Activities and their relationship to the *Contractor's* management structure
- Identifies the documents which are to be submitted to the *Contract Manager*.
- Identifies the *Contractor's* quality monitoring program.

CONTROLLED DISCLOSURE

5. Records to be Kept.

- The *Contractor* ensures that all records identify the items, equipment and/or activities to which they pertain and collates indexes and securely stores the records in such a manner that they are readily retrievable.
- The *Contractor* stores all quality records. The *Contractor* only destroys or discards quality records with the approval of the *Employer*.

6. Notes / Forms / Appendices /Annexures

Annexure A - Supplier Contract Quality Requirement Specification (QM58)

7. Acceptance

This document has been seen and accepted by:

Name	Designation
Mabel Nkosi	Assistant Officer: Document Management
Godfrey Cothama	Quality and Audit Support Manager

8. Revisions

Date	Rev.	Compiler	Remarks
June 2024	0	Nonwabisi Ngcobo	New Document
September	1	Nonwabisi	Added Electrical Maintenance Manager as a signatory, added more content onto table 1.

9. Development Team

The following people were involved in the development of this document:

- Nonwabisi Ngcobo – Electrical System Engineer

10. Acknowledgements

- Mthokozisi Mkhize – Senior Electrical Technologist

CONTROLLED DISCLOSURE

When downloaded from the document management system, this document is uncontrolled and the responsibility rests with the user to ensure it is in line with the authorised version on the system.

